



RAW-EDGE TEE





Style 5060

This single jersey fashion-fit tee is crafted from premium quality long-fibre cotton. It has a wider neck and a stylish raw-edge collar.

SPECIFICATIONS

- Black
- Dark Grey
- Navy
- Olive
- White

Fashion loose fit // Larger neck opening with self-fabric raw-edge coll // Shoulder to shoulder neck tape // Double preshrunk

-  160 gsm
-  100% ringspun combed cotton
-  S-3XL
-  50/10 pcs



Measurement Chart

STYLE NO. 5060 RAW EDGE TEE

	XS	S	M	L	XL	2XL	3XL	4XL	5XL
½ chest width		50	52	54	57	60	63		
Front length		71,5	73	74,5	76	77,5	79		

All measurements are in cm before washing.